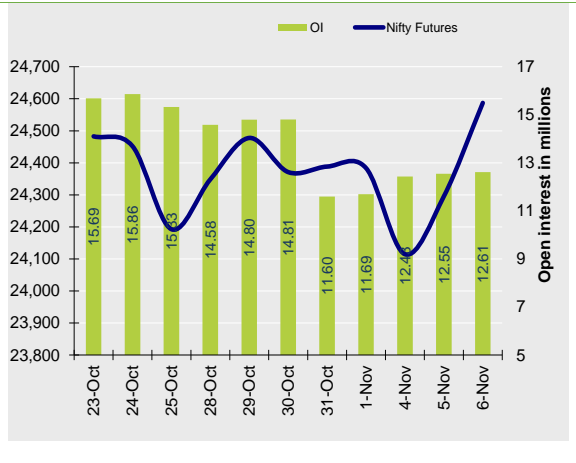


Nifty Snapshot

	Close	Prv Cl.	Ab chg	% chg
Spot	24,484.05	24,213.30	270.75	1.12
Futures	24,587.10	24,295.45	291.65	1.20
OI(ml shr)	12.61	12.55	0.07	0.54
Vol (lots)	343274	276232	67042	24.27
COC	103.05	82.15	20.90	25.4
PCR-OI	0.97	0.94	0.02	2.4

Nifty Futures Price v/s OI



Institutional Activity in previous trading session

(in Rs cr.)	Buy	Sell	Net
Index Futures	3570.31	4052.70	-482.39
Index Options	3812827.31	3803490.10	9337.21
Stock Futures	27341.18	28245.32	-904.14
Stock Options	57001.04	58297.24	-1296.20
FII Cash	11,911.90	16,357.49	-4,445.59
DII Cash	16,061.64	11,172.31	4,889.33

Net FII Activity (in Rs cr.)

Date	Idx Fut	Stk Fut	Idx Opt	Cash
6-Nov	-482.4	-904.1	9337.2	-4446
5-Nov	812.3	2831.1	41965.6	-2569
4-Nov	-580.4	-1417.4	-1851.0	-4330
1-Nov	95.5	-183.8	-519.1	-212
31-Oct	-1989.5	355.8	69838.8	-5813
30-Oct	-1465.2	-1754.7	-35064.7	-4614

Technical Pivot (Intraday):

	S2	S1	PIVOT	R1	R2
NIFTY	24105	24345	24505	24745	24905
BANKNIFTY	52305	52480	52610	52780	52910

(Price is in Rs; OI is in million units; Price chg and OI chg are in percentage) **NB RESEARCH**

Fresh Longs seen in:

Scrip	Price	Price chg	OI	OI Chg
SYNGENE	910.7	4.6	6.4	24.7
MPHASIS	2913.5	1.5	4.4	14.9
GRANULES	580.6	4.9	16.6	12.5

Fresh Shorts seen in:

Scrip	Price	Price chg	OI	OI Chg
TRENT	6971.7	-0.4	3.9	4.5
INDUSINDBK	1083.5	-0.9	43.1	4.1
LUPIN	2178.9	-0.5	11.6	3.0

Short Covering seen in:

Scrip	Price	Price chg	OI	OI Chg
DIXON	15734.5	8.7	1.5	-12.9
TECHM	1698.9	3.6	12.3	-8.0
TCS	4151.5	4.3	15.3	-7.7

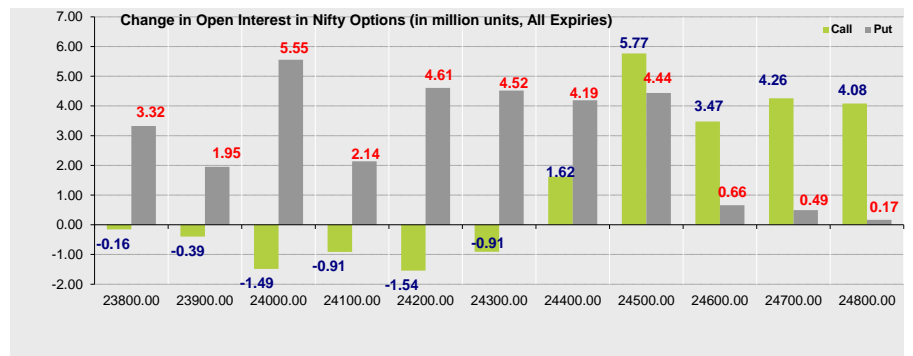
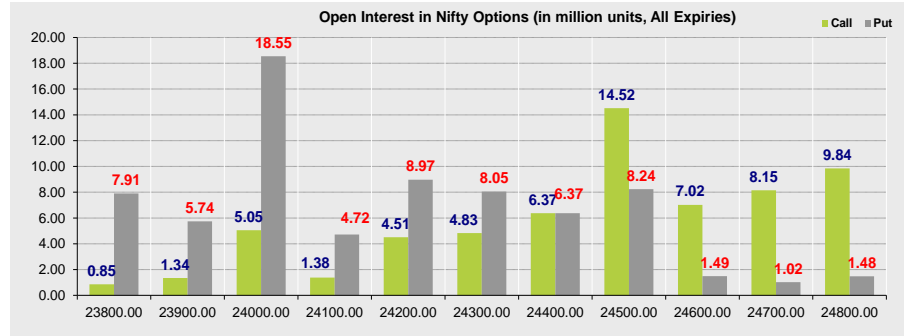
Long Unwinding seen in:

Scrip	Price	Price chg	OI	OI Chg
ABBOTINDIA	29295.1	-0.5	0.1	-4.9
TITAN	3186.8	-1.7	11.3	-4.6
CIPLA	1598.6	-0.5	12.5	-3.8

Summary

- Indian markets closed on a positive note where buying was mainly seen in IT, Automobiles, Oil & Gas Sectors. Nifty Nov Futures closed at 24587.10 (up 291.65 points) at a premium of 103.05 pts to spot.
- FII were net sellers in Cash to the tune of 4445.59 Cr and were net sellers in index futures to the tune of 482.39 Cr.
- India VIX decreased by 8.20% to close at 14.87 touching an intraday high of 20.75.

Open Interest in Nifty Options:



- The above second chart shows previous trading day's change in Nifty options where Addition in OI were seen in 24200, 24300, 24400, 24500 strike Puts and at 24800, 24700, 24600, 24500 strike Calls indicating market is likely to remain range bound in the near term.
- Highest OI build-up is seen at 24500 strike Calls and 24000 strike Puts, to the tune of 14.52mn and 18.55mn respectively.

Outlook on Nifty:

Index is likely to open on a gap down note today and is likely to remain range bound during the day.

NIFTY50 Options OI (CE OI = Resistance) (PE OI = Support)

Symbol	Highest CE OI	Highest PE OI	CMP
ADANIAPORTS	1400	1300	1377
ADANIENT	3100	3000	3062
ASIANPAINT	3000	2900	2908
AXISBANK	1200	1200	1173
BAJAJ-AUTO	11000	9000	10048
BAJAJFINSV	1800	1700	1754
BAJFINANCE	7000	7000	7029
BHARTIARTL	1620	1600	1603
BPCL	320	300	319
BRITANNIA	5800	5200	5710
CIPLA	1600	1500	1599
COALINDIA	484.25	484.25	438
DIVISLAB	6000	5000	5992
DRREDDY	1300	1200	1304
EICHERMOT	5000	4800	4945
GRASIM	2700	2600	2660
HCLTECH	1820	1800	1846
HDFCBANK	1800	1700	1765
HDFCLIFE	730	700	711
HEROMOTOCO	5200	5000	4901
HINDALCO	700	700	712
HINDUNILVR	2600	2400	2512
ICICIBANK	1300	1200	1308
ITC	500	480	484
INDUSINDBK	1200	1000	1084

NIFTY50 Options OI (CE OI = Resistance) (PE OI = Support)

Symbol	Highest CE OI	Highest PE OI	CMP
INFY	1800	1800	1829
IOC	150	140	145
JSWSTEEL	1070	980	1013
KOTAKBANK	1800	1760	1771
LT	3700	3600	3656
LTIM	6500	5500	6005
M&M	3000	2700	2941
MARUTI	12000	11000	11374
NESTLEIND	2400	2400	2281
NTPC	420	400	411
ONGC	275	300	267
POWERGRID	330	320	315
RELIANCE	1400	1450	1330
SBILIFE	1640	1640	1613
SBIN	900	800	860
SUNPHARMA	1900	1800	1831
TATACONSUM	1100	950	1010
TATAMOTORS	900	800	845
TATASTEEL	155	150	154
TCS	4200	4000	4151
TECHM	1700	1600	1699
TITAN	3300	3000	3187
ULTRACEMCO	11500	11000	11307
UPL	600	550	569
WIPRO	600	500	567

Derivative Recommendations:

Stock Name	Call (Buy/Sell)	Entry price	Targets	Stop Loss	Duration	Status
Nil						

FROM THE EQUITY DERIVATIVE DESK:

NIRAV HARISH CHHEDA

AVP - DERIVATIVES AND TECHNICAL RESEARCH

E-Mail: nirav.chheda@nirmalbang.com

Tel no: 6273-8199/8000

AMIT BHUPTANI

SNR.DERIVATIVES AND TECHNICAL RESEARCH ANALYST

E-Mail: amit.bhuptani@nirmalbang.com

Tel no: 6273-8242/8000

DISCLOSURES

Research Reports that are published by Nirmal Bang Securities Private Limited (hereinafter referred to as "NBSPL") are for private circulation only. NBSPL is a registered Research Analyst under SEBI (Research Analyst) Regulations, 2014 having Registration no. INH000001766. NBSPL is also a registered Stock Broker with National Stock Exchange of India Limited, BSE Limited, Metropolitan Stock Exchange of India Limited, Multi Commodity Exchange of India Limited, National Commodity and Derivative Exchange Limited and Indian Commodity Exchange Limited in cash and Equity and Commodities derivatives segments.

NBSPL has other business divisions with independent research teams separated by Chinese walls, and therefore may, at times, have different or contrary views on stocks and markets.

NBSPL or its associates have not been debarred / suspended by SEBI or any other regulatory authority for accessing / dealing in securities Market. NBSPL, its associates or analyst or his relatives do not hold any financial interest (Except Investment) in the subject company. NBSPL or its associates or Analyst do not have any conflict or material conflict of interest at the time of publication of the research report with the subject company. NBSPL or its associates or Analyst or his relatives may or may not hold beneficial ownership of 1% or more in the subject company at the end of the month immediately preceding the date of publication of this research report.

NBSPL or its associates / analyst has not received any compensation / managed or co-managed public offering of securities of the company covered by Analyst during the past twelve months. NBSPL or its associates have not received any compensation or other benefits from the company covered by Analyst or third party in connection with the research report. Analyst has not served as an officer, director or employee of Subject Company. NBSPL / analyst has not been engaged in market making activity of the subject company.

Analyst Certification: The research analysts and authors of these reports, hereby certify that the views expressed in this research report accurately reflects my/our personal views about the subject securities, issuers, products, sectors or industries. It is also certified that no part of the compensation of the analyst(s) was, is, or will be directly or indirectly related to the inclusion of specific recommendations or views in this research. The analyst(s) principally responsible for the preparation of this research report and has taken reasonable care to achieve and maintain independence and objectivity in making any recommendations.

DISCLAIMER

This report is for the personal information of the authorized recipient and does not construe to be any investment, legal or taxation advice to you. NBSPL is not soliciting any action based upon it. Nothing in this research shall be construed as a solicitation to buy or sell any security or product, or to engage in or refrain from engaging in any such transaction. In preparing this research, we did not take into account the investment objectives, financial situation and particular needs of the reader.

This research has been prepared for the general use of the clients of NBSPL and must not be copied, either in whole or in part, or distributed or redistributed to any other person in any form. If you are not the intended recipient you must not use or disclose the information in this research in any way. Though disseminated to all the customers simultaneously, not all customers may receive this report at the same time. NBSPL will not treat recipients as customers by virtue of their receiving this report. This report is not directed or intended for distribution to or use by any person or entity resident in a state, country or any jurisdiction, where such distribution, publication, availability or use would be contrary to law, regulation or which would subject NBSPL & its group companies to registration or licensing requirements within such jurisdictions.

The report is based on the information obtained from sources believed to be reliable, but we do not make any representation or warranty that it is accurate, complete or up-to-date and it should not be relied upon as such. We accept no obligation to correct or update the information or opinions in it. NBSPL or any of its affiliates or employees shall not be in any way responsible for any loss or damage that may arise to any person from any inadvertent error in the information contained in this report. NBSPL or any of its affiliates or employees do not provide, at any time, any express or implied warranty of any kind, regarding any matter pertaining to this report, including without limitation the implied warranties of merchantability, fitness for a particular purpose, and non-infringement. The recipients of this report should rely on their own investigations.

This information is subject to change without any prior notice. NBSPL reserves its absolute discretion and right to make or refrain from making modifications and alterations to this statement from time to time. Nevertheless, NBSPL is committed to providing independent and transparent recommendations to its clients, and would be happy to provide information in response to specific client queries.

Before making an investment decision on the basis of this research, the reader needs to consider, with or without the assistance of an adviser, whether the advice is appropriate in light of their particular investment needs, objectives and financial circumstances. There are risks involved in securities trading. The price of securities can and does fluctuate, and an individual security may even become valueless. International investors are reminded of the additional risks inherent in international investments, such as currency fluctuations and international stock market or economic conditions, which may adversely affect the value of the investment. Opinions expressed are subject to change without any notice. Neither the company nor the director or the employees of NBSPL accept any liability whatsoever for any direct, indirect, consequential or other loss arising from any use of this research and/or further communication in relation to this research. Here it may be noted that neither NBSPL, nor its directors, employees, agents or representatives shall be liable for any damages whether direct or indirect, incidental, special or consequential including lost revenue or lost profit that may arise from or in connection with the use of the information contained in this report.

Copyright of this document vests exclusively with NBSPL. Our reports are also available on our website www.nirmalbang.com